

# Local Market Updates

A free research tool from MRIS, Inc.



## Prince William County

December

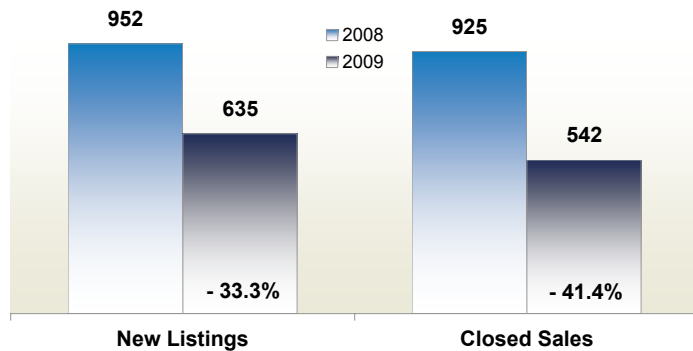
Year to Date

	2008	2009	Change	2008	2009	Change
New Listings	952	635	- 33.3%	16,959	11,312	- 33.3%
Closed Sales	925	542	- 41.4%	9,267	8,654	- 6.6%
Pending Sales	811	599	- 26.1%	9,942	9,516	- 4.3%
Median Sales Price*	\$180,000	\$235,000	+ 30.6%	\$232,000	\$209,000	- 9.9%
Percent of Original List Price Received at Sale*	93.5%	99.0%	+ 5.9%	92.1%	97.2%	+ 5.6%
Average Days on Market Until Sale	101	34	- 66.0%	113	69	- 38.9%
Single-Family Detached Inventory	1,986	762	- 61.6%	--	--	--
Townhouse-Condo Inventory	1,299	362	- 72.1%	--	--	--

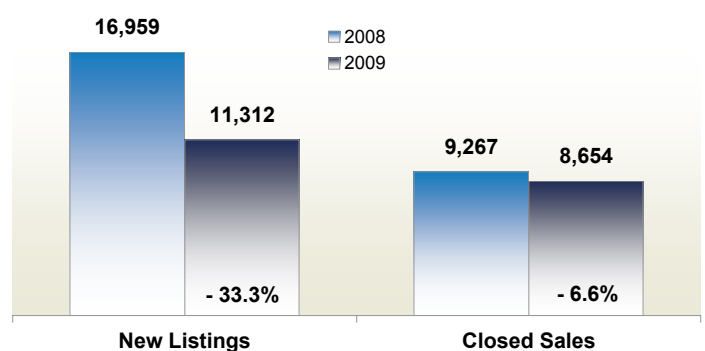
\*Does not account for seller concessions.

Some of the figures referenced in this report are for only one month worth of activity. As such, they can sometimes look extreme due to the small sample size involved.

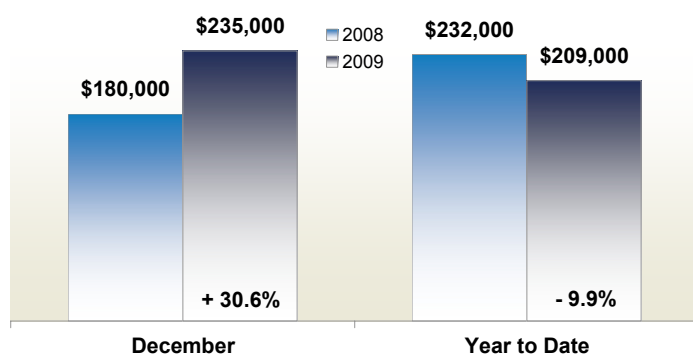
### Activity—Most Recent Month



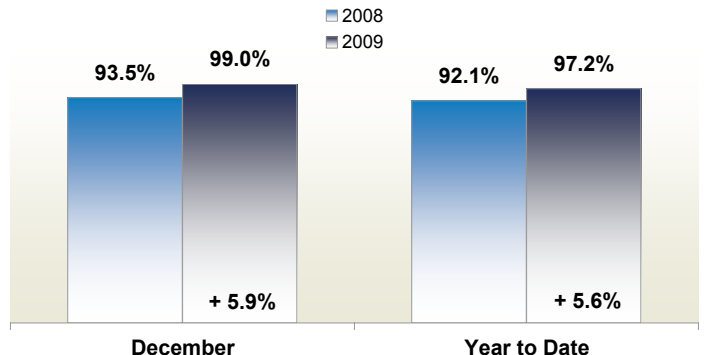
### Activity—Year to Date



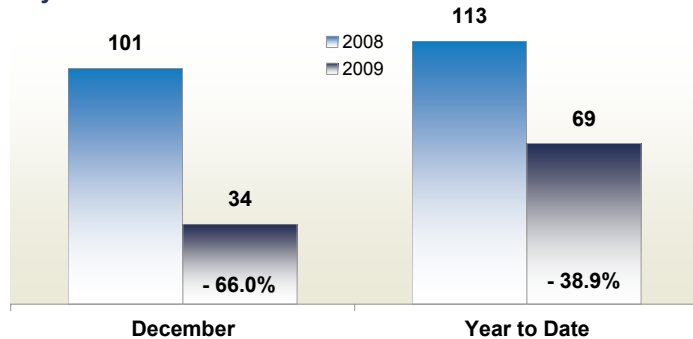
### Median Sales Price



### Percent of Original List Price Received at Sale



### Days on Market Until Sale



### Inventory of Homes for Sale

