

Local Market Updates

A free research tool from MRIS, Inc.



Loudoun County

December

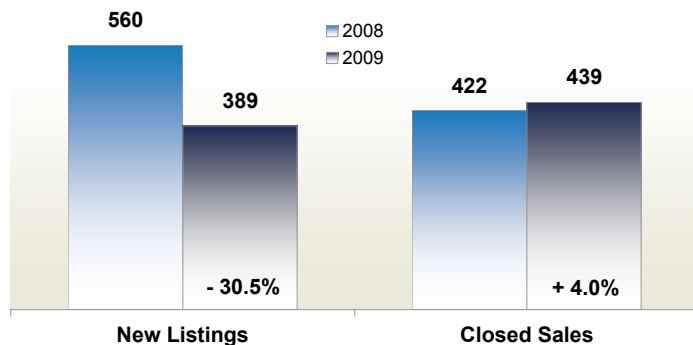
Year to Date

	2008	2009	Change	2008	2009	Change
New Listings	560	389	- 30.5%	10,011	7,661	- 23.5%
Closed Sales	422	439	+ 4.0%	5,513	5,338	- 3.2%
Pending Sales	349	361	+ 3.4%	5,655	5,849	+ 3.4%
Median Sales Price*	\$320,000	\$352,000	+ 10.0%	\$350,000	\$335,000	- 4.3%
Percent of Original List Price Received at Sale*	93.6%	97.7%	+ 4.3%	93.3%	96.0%	+ 2.9%
Average Days on Market Until Sale	100	54	- 45.6%	100	67	- 32.8%
Single-Family Detached Inventory	1,358	796	- 41.4%	--	--	--
Townhouse-Condo Inventory	815	325	- 60.1%	--	--	--

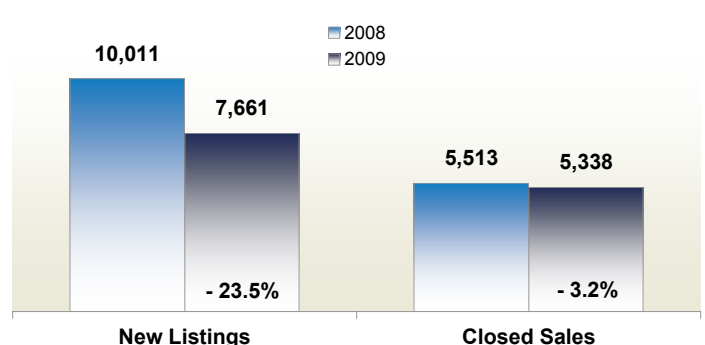
*Does not account for seller concessions.

Some of the figures referenced in this report are for only one month worth of activity. As such, they can sometimes look extreme due to the small sample size involved.

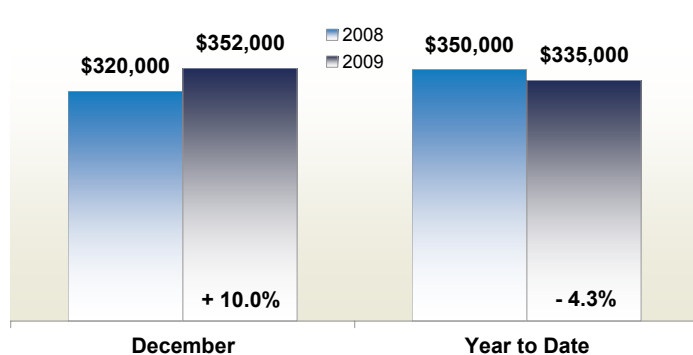
Activity—Most Recent Month



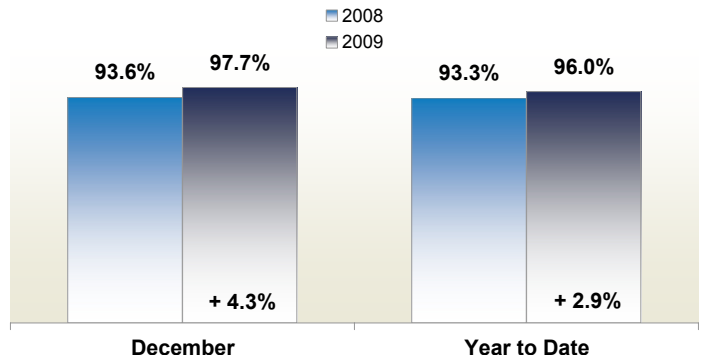
Activity—Year to Date



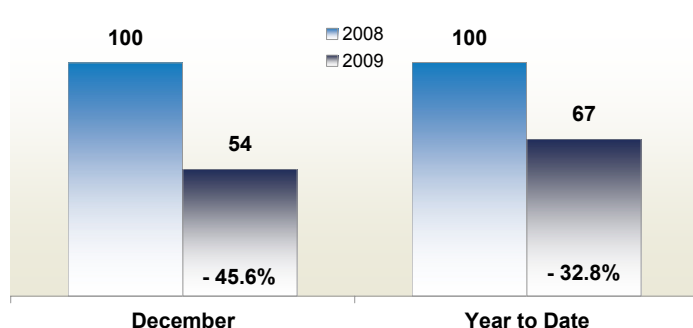
Median Sales Price



Percent of Original List Price Received at Sale



Days on Market Until Sale



Inventory of Homes for Sale

