

Local Market Updates

A free research tool from MRIS, Inc.



Howard County

December

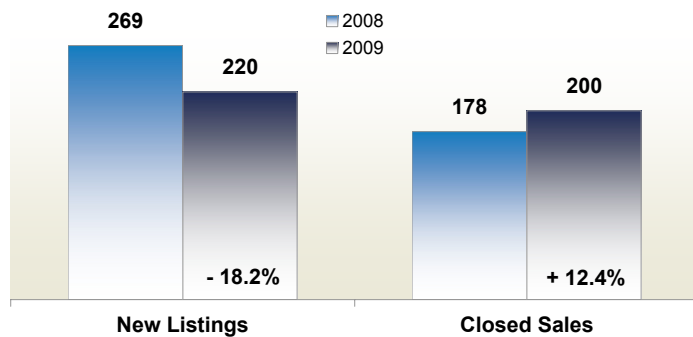
Year to Date

	2008	2009	Change	2008	2009	Change
New Listings	269	220	- 18.2%	5,872	5,021	- 14.5%
Closed Sales	178	200	+ 12.4%	2,688	2,877	+ 7.0%
Pending Sales	140	189	+ 35.0%	2,693	3,127	+ 16.1%
Median Sales Price*	\$349,500	\$361,600	+ 3.5%	\$375,000	\$340,000	- 9.3%
Percent of Original List Price Received at Sale*	90.9%	93.4%	+ 2.8%	93.2%	93.2%	- 0.0%
Average Days on Market Until Sale	122	89	- 26.4%	111	99	- 10.9%
Single-Family Detached Inventory	956	702	- 26.6%	--	--	--
Townhouse-Condo Inventory	618	381	- 38.3%	--	--	--

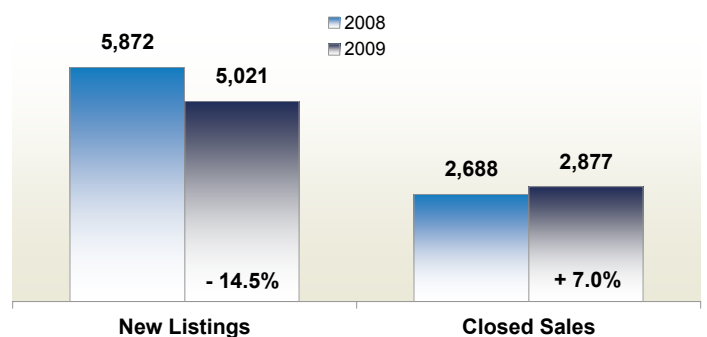
*Does not account for seller concessions.

Some of the figures referenced in this report are for only one month worth of activity. As such, they can sometimes look extreme due to the small sample size involved.

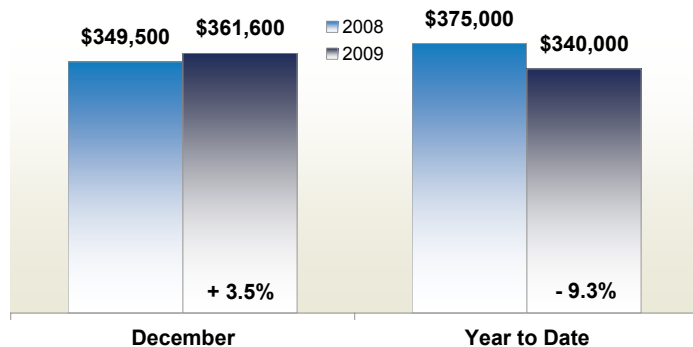
Activity—Most Recent Month



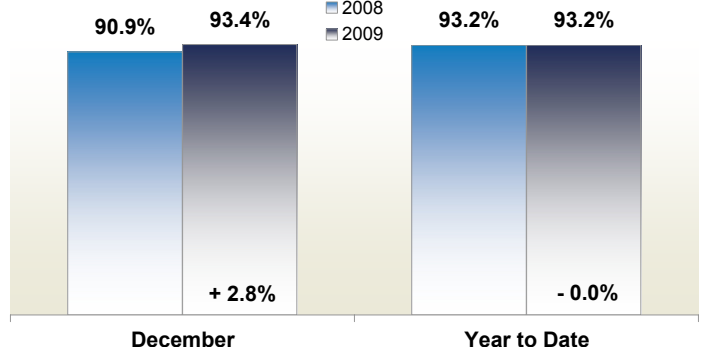
Activity—Year to Date



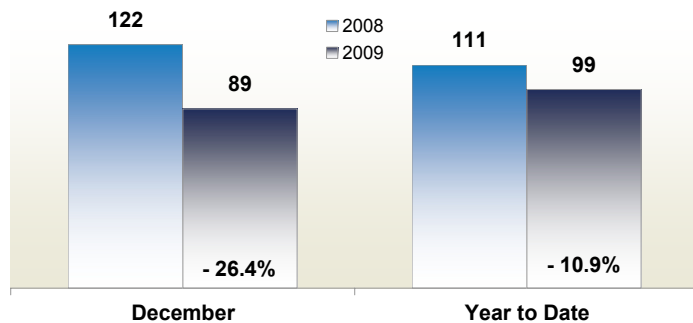
Median Sales Price



Percent of Original List Price Received at Sale



Days on Market Until Sale



Inventory of Homes for Sale

