

Local Market Updates

A free research tool from MRIS, Inc.



Frederick County, MD

December

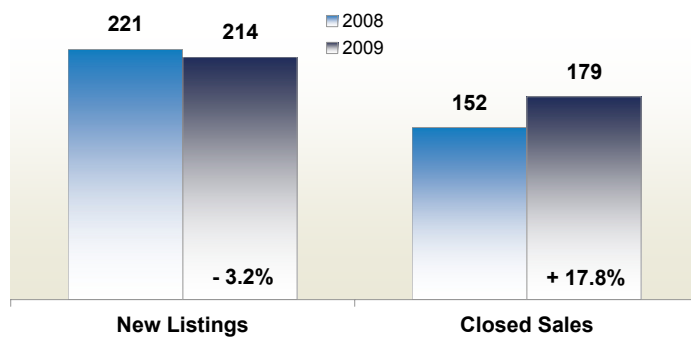
Year to Date

	2008	2009	Change	2008	2009	Change
New Listings	221	214	- 3.2%	5,265	4,413	- 16.2%
Closed Sales	152	179	+ 17.8%	2,159	2,557	+ 18.4%
Pending Sales	143	184	+ 28.7%	2,206	2,821	+ 27.9%
Median Sales Price*	\$238,000	\$230,000	- 3.4%	\$270,000	\$236,000	- 12.6%
Percent of Original List Price Received at Sale*	86.9%	91.8%	+ 5.7%	90.6%	91.5%	+ 0.9%
Average Days on Market Until Sale	137	112	- 18.0%	139	121	- 12.7%
Single-Family Detached Inventory	1,137	772	- 32.1%	--	--	--
Townhouse-Condo Inventory	630	368	- 41.6%	--	--	--

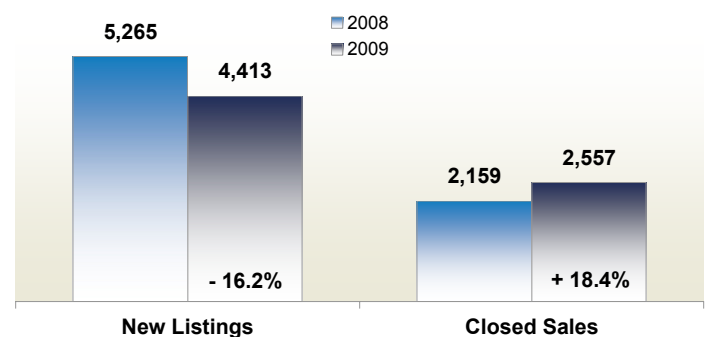
*Does not account for seller concessions.

Some of the figures referenced in this report are for only one month worth of activity. As such, they can sometimes look extreme due to the small sample size involved.

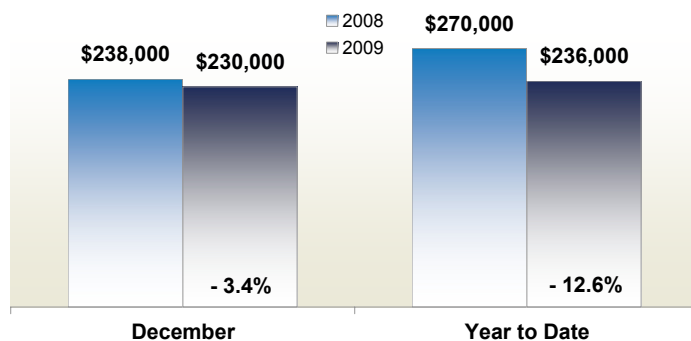
Activity—Most Recent Month



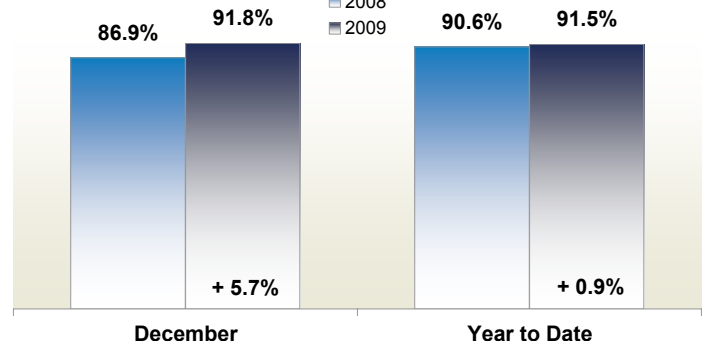
Activity—Year to Date



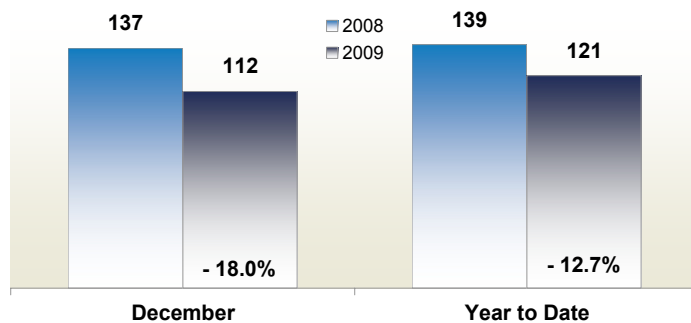
Median Sales Price



Percent of Original List Price Received at Sale



Days on Market Until Sale



Inventory of Homes for Sale

